

# TRANSFER

## AID INSULATED CASE DRAW OUT AUTOMATIC TRANSFER SWITCH

### Powering Dependability.

Lake Shore Electric's AID Automatic Transfer Switch utilize industry proven insulated case switches to perform safe transfers under load. The AID transfer switch is UL 1008 listed and offered in ampacities ranging from 800 to 5000 amps, up to 480Vac, and with interrupting ratings starting at 65kAIC @480VAC. Service entrance rated, as well as open and closed transition configurations are also available.



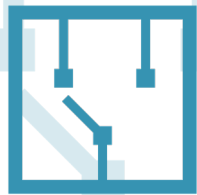
### Standard Features

- 8600 Transfer Switch Controller
- Insulated Case Switches
- 100% Rated Copper Bus
- Rear Accessible
- Mechanically Interlocked Sources (Open Transition)
- Neutral Position
- Automatic & Manual Operation Under Load
- Engine Starting Contacts
- Momentary Load Test
- NEMA 1 Enclosure with Gray Powder Coat Finish

### Optional Accessories

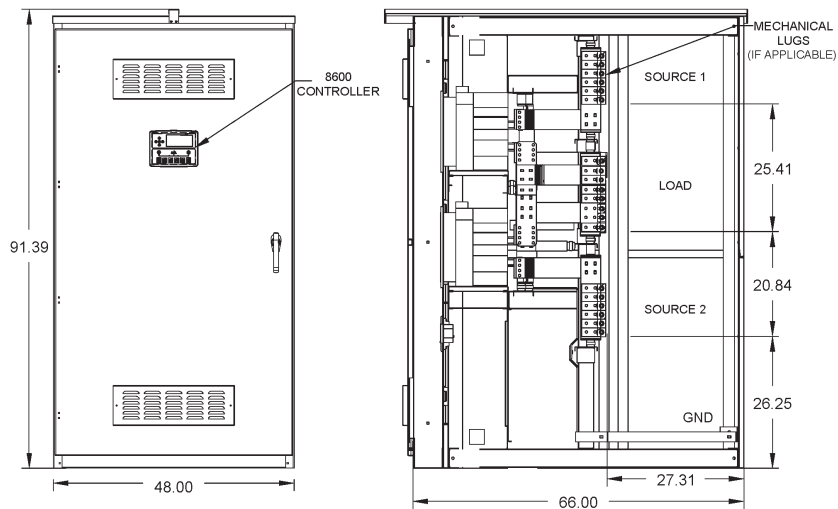
- Service Entrance Rated
- Breaker Trip Ratings
- Closed Transition Transfer
- Surge Protection Device
- Space Heater
- Mechanical Lug Sizes
- Ethernet Communications Gateway
- Metering
- Remote Disconnect
- Utility to Utility or Generator to Generator Configurations

[lsetransfer.com/aif-aid](https://lsetransfer.com/aif-aid)



# TRANSFER AID INSULATED CASE DRAW-OUT AUTOMATIC TRANSFER SWITCH

## 800A - 3000A Enclosure



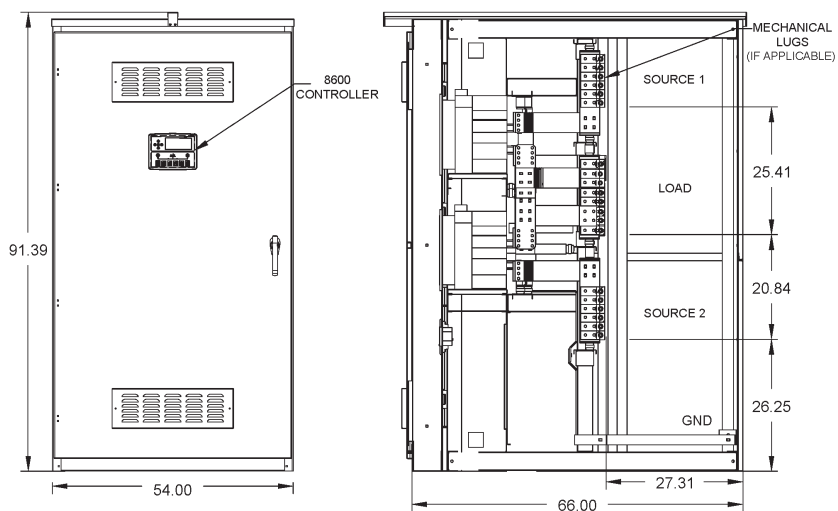
### Enclosure Dimensions

Height	91.39"
Width	48"
Depth	66"
Approximate Weight	2,700 - 2,850 lbs
Cable Entry Dimensions	41"W x 26"D

## 4000A Enclosure

### Enclosure Dimensions

Height	91.39"
Width	54"
Depth	66"
Approximate Weight	3,350 lbs
Cable Entry Dimensions	47"W x 26"D



[Isetransfer.com/aif-aid](http://Isetransfer.com/aif-aid)